

Consistent long-term effect of idebenone in reducing respiratory function decline in advanced patients with Duchenne Muscular Dystrophy (DMD)

Gunnar Buyse^a for the DELOS and SYROS study groups, Laurent Servais^{b,c}, Oscar H Mayer^d, Craig McDonald^e for the CINRG DNHS study group, Thomas Voit^f, Eugenio Mercuri^g
^aUniversity Hospitals Leuven, Leuven, Belgium, ^bMDUK Oxford Neuromuscular Centre, Oxford, UK, ^cCentre de Référence Neuromusculaire, Liège, Belgium, ^dChildren's Hospital of Philadelphia (CHOP), Philadelphia, USA, ^eUC Davis Health, Davis, USA, ^fUCL Great Ormond Street Institute of Child Health, London, UK, ^gUniversita Cattolica del Sacro Cuore, Rome, Italy

Poster presented at WMS October 2nd – 6th, 2019; Session: DMD clinical; Poster: P.261

Background

- Respiratory function decline in DMD is caused by progressive weakening of respiratory muscles and inevitably results in the need for assisted ventilation.
- Respiratory insufficiency which, following the loss of ambulation, is the second irreversible disease milestone in DMD that greatly impacts the patient's quality of life and remains a leading cause of death.
- Loss of respiratory function starts early in the disease course usually preceding loss of ambulation,¹ reaching the lower limit of normal (defined as 80% predicted) around 10 years of age.²
- The efficacy of idebenone in slowing respiratory function decline in DMD has been reported in two randomized, placebo-controlled trials: the Phase II DELPHI trial³ and the Phase III DELOS trial over 52 weeks.⁴⁻⁸
- Long-term data from the SYROS study in patients treated for up to 6 years is presented at this meeting (Poster P.264).
- Here we present a comparison of efficacy for patients participating in the DELPHI and DELOS studies who continued treatment in corresponding long-term data collections, DELPHI-Extension (DELPHI-E) and SYROS.

Objectives

- The objective was to evaluate the consistency of efficacy of idebenone in reducing the long-term rate of respiratory function decline from two independent, randomized, placebo-controlled studies (DELPHI, DELOS) and their corresponding long-term data collections, DELPHI-E and SYROS.

Methods

DELPHI + DELPHI-E (Figure 1A)

- **DELPHI** was a randomized, double-blind, placebo-controlled 52-week Phase II trial in 21 patients and included patients irrespective of baseline respiratory function and glucocorticoid (GC) use status.³
- **DELPHI-E** was an open-label, 2-year extension study for patients who had completed the DELPHI study.
- For this analysis and in accordance to international consensus,⁹ only data from 11 patients with abnormal respiratory function (FVC%p <80%) at baseline were analyzed (**Table 1**).

DELOS + SYROS (Figure 1B)

- **DELOS** was a randomized, double-blind, placebo-controlled 52-week Phase III trial in 64 patients with abnormal respiratory function at baseline who were not taking GCs.⁴
- **SYROS** was a data collection in 18 former DELOS patients who were treated with idebenone under Expanded Access Programs (EAPs) for up to 6 years (**Table 1**) under real-world conditions.
- Annual rates of change in FVC%p were compared between idebenone and placebo with a mixed model for repeated measures (double-blind trials) and long-term changes were estimated with random coefficient regression models (extension studies) and compared to corresponding untreated periods, and/or to a matched external cohort from the CINRG Duchenne Natural History Study (CINRG DNHS).

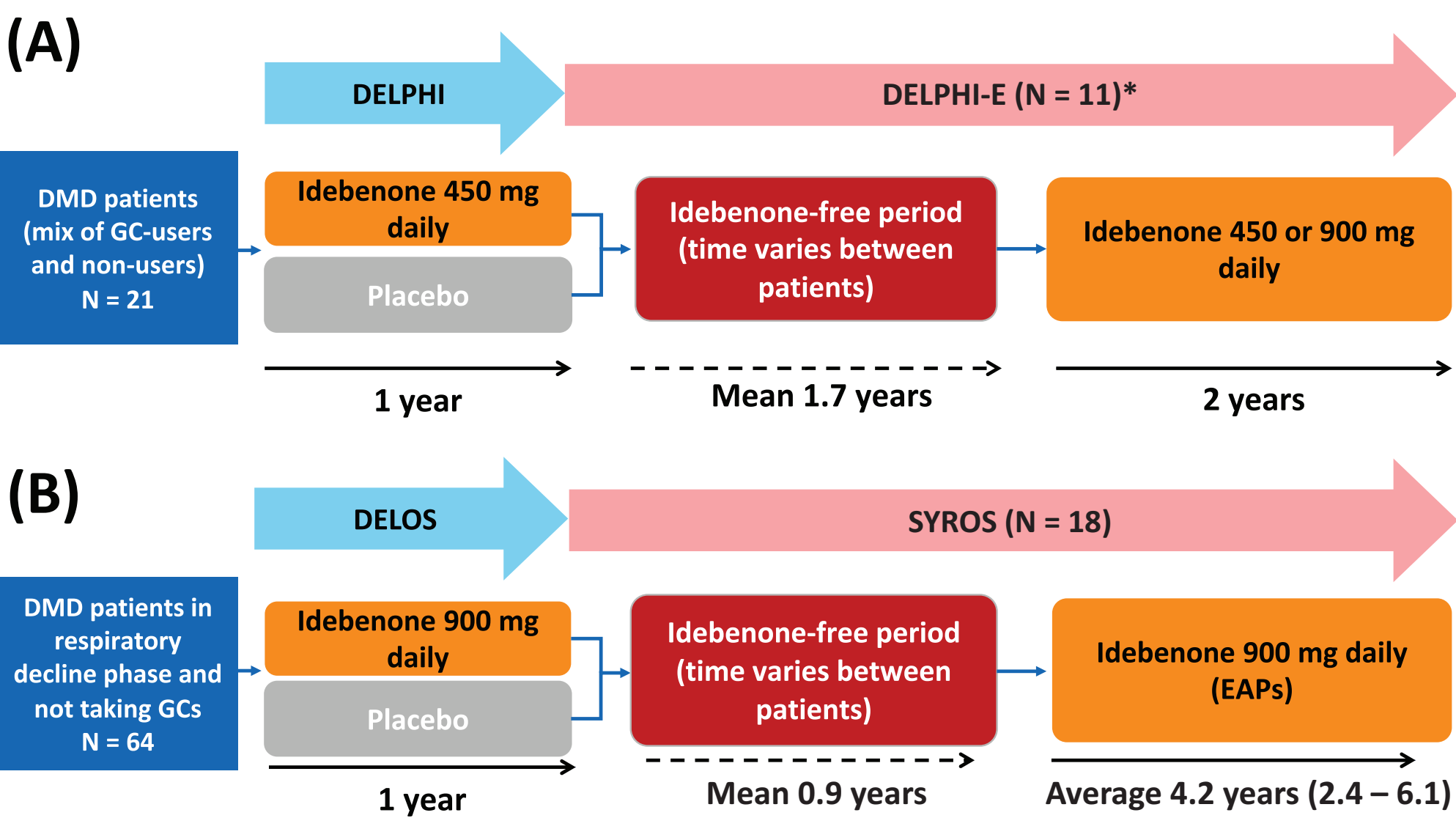


Figure 1. Design summary of the Phase II DELPHI + DELPHI-E (A), and the Phase III DELOS + SYROS (B). *For this analysis, only data from 11 patients with abnormal respiratory function (<80% of predicted) at baseline were included. GC: glucocorticoid.

Results

Treatment with idebenone resulted in consistent and sustained reductions in annual rates of respiratory function decline across both randomized trials and long-term programs

- When comparing DELPHI (FVC <80% subgroup) and the 18 DELOS patients who participated in SYROS, the estimated change at 52 weeks vs placebo, as measured by FVC%p, was consistent at -0.3% vs -7.9% and -2.6% vs -10.4% for each study, respectively (**Figure 2**).
- The annual change in FVC%p during long-term treatment in DELPHI-E for 2 years and SYROS for an average of 4 years was also consistent at -4.5% vs -3.8%, respectively (**Figure 2**).
- In a temporal analysis of efficacy over time:
 - For years 1-2, the annual rate of change in FVC%p was similar for DELPHI-E and SYROS at -4.5% vs -5.4% compared to -8.1% for the matched external control and -7.9% for untreated SYROS patients over the same period (**Figure 3, red box**).
 - For years 2-6 in SYROS, the annual change in FVC%p was consistently lower than in the matched untreated external controls (**Figure 3**, idebenone – orange bars, CINRG matched controls – black bars).
- Consistent outcomes were also observed for PEF%p (data not shown).

Table 1. Demographic and baseline characteristics of patients from the Phase II DELPHI study and the subgroup of SYROS patients from the Phase III DELOS study.

Parameter	DELPHI Subgroup FVC%p <80%		DELOS Subgroup of SYROS patients	
	Idebenone (N = 8)	Placebo (N = 3)	Idebenone (N = 8)	Placebo (N = 10)
Age (years), mean (SD)	14.4 (1.6)	11.6 (3.0)	12.6 (2.9)	13.8 (2.7)
Non-ambulatory, N (%)	6 (75.0)	2 (66.7)	5 (62.5)	10 (100.0)
Baseline GC use status				
User, N (%)	4 (50.0)	0 (0.0)	0 (0.0)	0 (0.0)
Non-user, N (%)	4 (50.0)	3 (100.0)	8 (100.0)	10 (100.0)
Baseline FVC%p, mean (SD)	59.3 (14.4)	51.7 (15.5)	61.1 (14.0)	56.9 (20.5)
Baseline PEF%p, mean (SD)	59.3 (19.9)	52.0 (27.1)	60.7 (4.8)	56.8 (13.1)

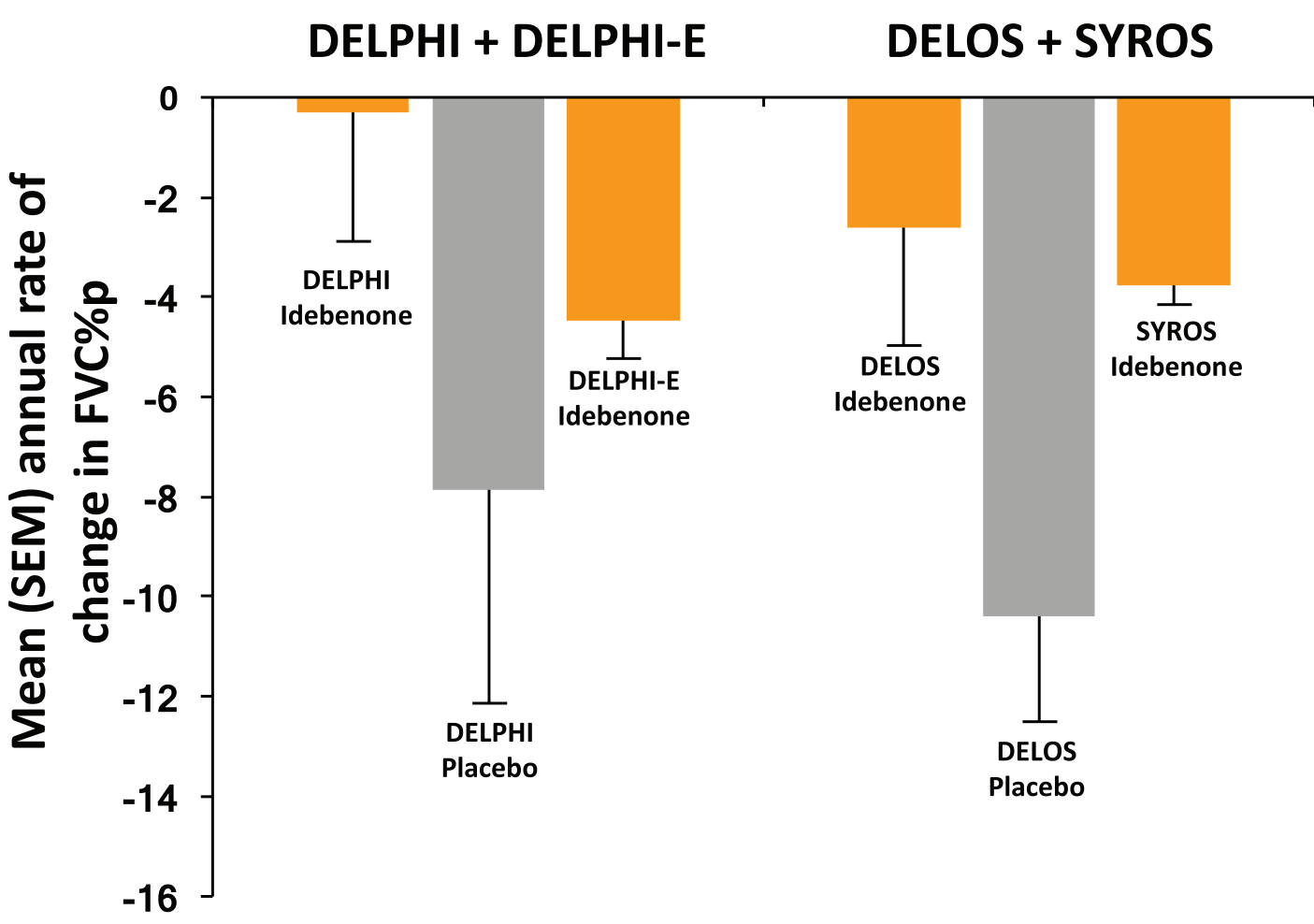


Figure 2. Annual rates of change for FVC%p in idebenone treated (orange) and untreated periods (grey) from DELPHI, DELPHI-E, DELOS and SYROS.

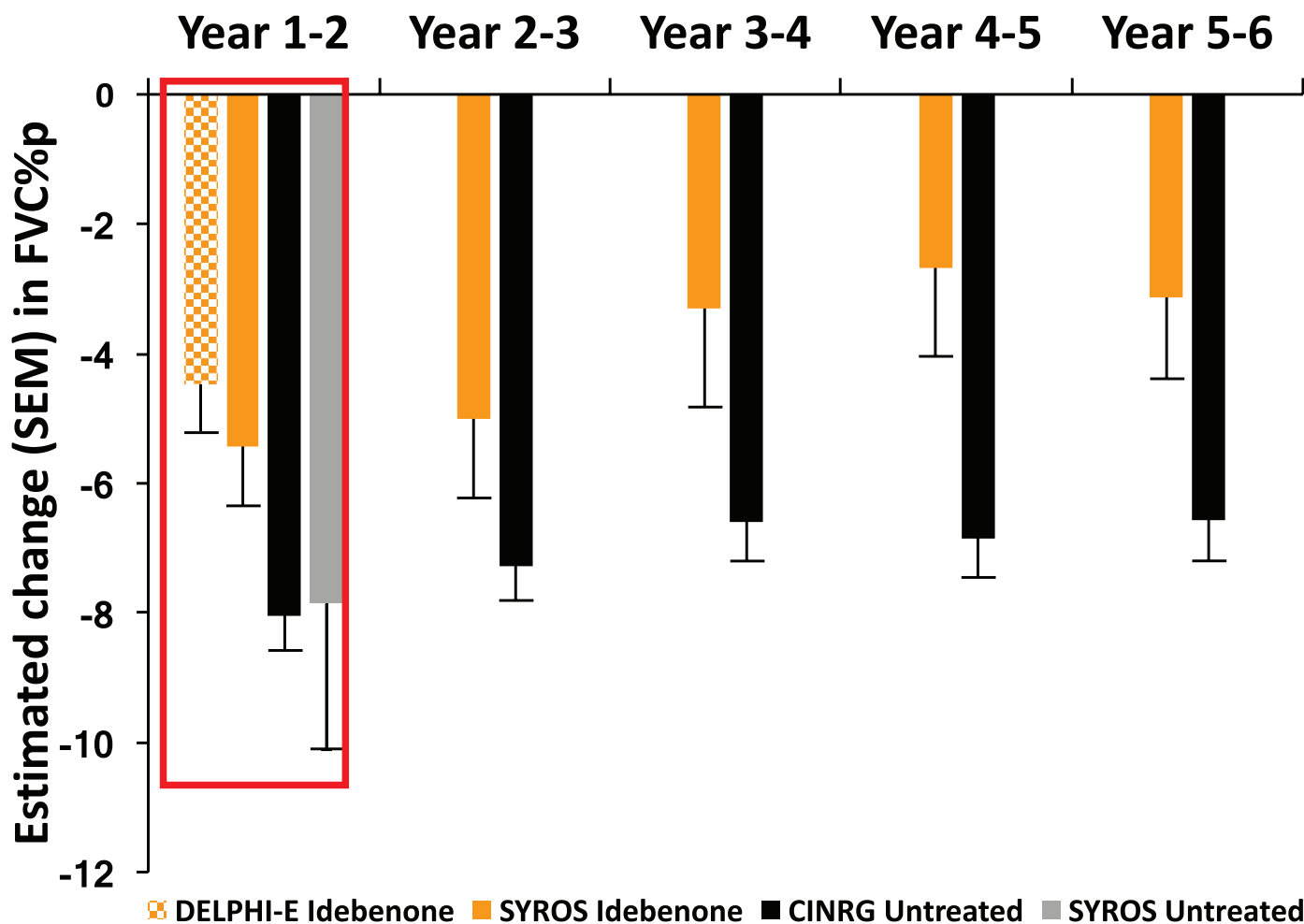


Figure 3. Analysis of annual rate of change for FVC%p by 2-year bins: comparison of periods in the DELPHI-E study (checked) and SYROS study where patients were idebenone treated (orange) or untreated (grey). Annual rate of change in FVC%p from matched patients from the CINRG DNHS (black).

Conclusion

- Analysis of efficacy from two randomized, placebo-controlled trials and their respective long-term data collections have demonstrated a robust and consistent treatment effect with idebenone in reducing the rate of respiratory function decline.
- Furthermore, a temporal analysis of efficacy has shown sustained treatment benefit year-on-year with idebenone when compared with untreated patients and matched, untreated, external controls from a natural history study for up to 6 years.
- Taken together, these results show that idebenone has the potential to slow long-term respiratory function decline and, thereby, extend the time for patients to reach clinically relevant milestones such as the need for assisted ventilation.

References

1. Mayer OH, et al. *Pediatr Pulmonol* 2015;50:487-94; 2. Mayer OH, et al. *US Neurology* 2017;13:35-41; 3. Buyse GM, et al. *Neuromuscul Disord* 2011;21:396-405; 4. Buyse GM, et al. *Lancet* 2015;385:1748-57; 5. Buyse GM, et al. *Pediatr Pulmonol* 2017; 52:508-515; 6. McDonald CM, et al. *Neuromuscul Disord* 2016;26:473-80; 7. Mayer OH, et al. *J Neuromuscular Diseases* 2017;4:189-98; 8. Meier T, et al. *Neuromuscul Disord* 2017;27:307-14; 9. Finder J, et al. *Am J Respir Crit Care Med* 2017;196:512-519.

Conflict of interest

G. Buyse, L. Servais, O.H. Mayer, C. McDonald, T. Voit and E. Mercuri act as advisors to Santhera Pharmaceuticals (Switzerland) Ltd and have participated in prior/current studies with idebenone in DMD.
G. Buyse is co-inventor of relevant patent applications.

Acknowledgements

DELPHI, DELPHI-E, DELOS and SYROS study groups and all patients who participated in these studies. All studies were sponsored by Santhera Pharmaceuticals (Switzerland) Ltd.



Electronic Certificate

Version: 1 . 0

Document Number: NP-HQ-DMD-PUL-0010

Document Name: WMS long term efficacy poster

Country: HQ

Product: Puldysa

Type: Jobs

Sub Type: Non-Promotional Piece

Classification: Scientific posters

Role	Signature
Role: Medical Approver Task: Medical Approval Outcome: Approved	Name: Shabir Hasham (shabir.hasham@santhera.com) Date: 26-Sep-2019 09:28:23 GMT+0000 Statement: By applying this signature, I approve the contents of this document.
Role: Regulatory Approver Task: Regulatory Approval Outcome: Approved	Name: Anne Atkins (anne.atkins@santhera.com) Date: 26-Sep-2019 10:46:33 GMT+0000 Statement: By applying this signature, I approve the contents of this document.
Role: Legal Approver Task: Legal Approval Outcome: Approved	Name: Andrea Volk (Andrea.Volk@santhera.com) Date: 26-Sep-2019 12:18:27 GMT+0000 Statement: By applying this signature, I approve the contents of this document.